

# **ENGLISH 1010**

**WEEK 12 NOV 4**


# **AGENDA**

Share Remaining Revision Projects

Reflection for Revision Assignment

Introduction to Final Assignment

Readings Discussion (WaW 206-216)




# Still to Share:


Ana

Catherine

Maggie

Odalys





# **Knowledge Check: The Point of Reflection**

Do you remember the quote I shared about examining life?

# Revision Process Reflection

1) Go to Canvas Announcement ↓

🌟 Reminders for Friday 11/4 🌟

2) Download digital worksheet

3) Answer reflection questions

4) Submit to “Revision Process Reflection” by end of today

The background features a series of concentric white circles on the left side, set against a light green rectangular area. To the right of this is a light blue curved shape. Below the green area is a light pink triangle, and to its right is a light red triangle. The text 'The Final Assignment' is centered in a bold, dark blue font.

# **The Final Assignment**

# “Autoethnography”



***auto-*** = **self**

***ethno*** = **culture, race**

***-graphy*** = **writing**

# Tips for the Auto.:

Don't Overthink. Just thoughtfully reflect on how you've changed as a writer.

**Think of this project like a highlight reel:**

- Most helpful readings (go back over schedule to review)
- Any class activities that helped you
- Discuss if the way you complete assignments has changed
- Share tools/techniques that helped your writing process
- Use your reflections to discuss your improvements
- Brag about how you've improved
- Write about main takeaways from this class

There are ways you can gather “research”:  
“think-aloud” protocol, which we’ll learn about soon  
The idea is to reflect carefully and be **specific**.



# Pitfalls to Avoid:

- Writing generally about “learning so much”
- Forgetting to explain what you mean thoroughly enough
- Using vague or abstract descriptions
- Saying something you have learned and not referencing specifically what experience/resource helped you learn it
- Neglecting to look back over your reflections, class readings, and feedback/to do think aloud protocol before you write
- Not mentioning ^those^ things specifically in your paper (with official MLA citation, if it’s a reading)

There are ways you can gather “research”:  
“think-aloud” protocol, which we’ll learn about soon  
The idea is to reflect carefully and be **specific**.

The (real) scientific method.



# “Autoethnography:”

This is a self *study*, so you should be scientific about collecting information and forming a thesis about how you have changed as a writer.

This project is not a narrative, so needs to be a bit more structured. However, you can still include stories & experience as evidence/examples.

# The Readings & Reflective Writing

- **WaW 206-216 (or PDF)**
- **Jaydelle Celestine >**
- **Autoethnographic Writing**
  - **Tone**
  - **Topics**
  - **Stories**
  - **Reflection**



# Skim Teams



**Skim the reading to summarize your team's section, writing the summary you create on your poster.**

Team 1: “about the author” & the Intro page (205-206)

Team 2: “the Facebook story” (207-208)

Team 3: “the woman who changed the process” (208-210)

Team 4: “putting the pieces together” (210-211)

Team 5: “how my culture impacted the process” (211-213)

Remember:  
“skimming”  
means reading  
the **titles**, the  
**first and last**  
**sentences** of  
each paragraph,  
and anything  
**bolded** or  
**repeated**.

# Spectrum Stand

Stand where you are on the spectrum of answers for the following questions.

Right side of class: Agree / More

Left side of class: Disagree / Less



# The Readings & Reflective Writing

- The author carefully explored all the things that influence him as a writer =

## Autoethnographic Writing

- His tone as the author
- The topics he covered
- The stories he told
- The reflection he did





# Exit Ticket

Grab a piece of paper you can turn in  
& write your answer to this question:

**What is the purpose of the Autoethnography assignment, our last assignment of the semester?**

# Don't Forget

Please Submit your Revision  
Project Reflection to Canvas by  
end of day if you haven't already.





**Question Time**